



**OTUMOETAI  
COLLEGE**

# **Subject Selection 2019** **Year 13 *Student Book***

(Year 12 - 2018)

## **Attitudes:**

Successful  
Enthusiastic  
Generous  
Sympathetic  
Fair

## **Future:**

e.g.: Builder  
Engineer  
Digital Technologies  
Journalist  
Auto Tuner

## **Expectations:**

Achievement  
Happiness  
Health  
Job  
Qualifications

**ME  
MYSELF  
and I**

## **Skills:**

Communication  
Team Player  
Organised  
Energetic  
Leadership

## **Need to:**

Study  
Think  
Research  
Talk  
Complete

## **Achievements:**

Run 5 km  
English Essay  
Get a job  
Attendance  
Grades

**Name:**

## KEY PEOPLE FOR 2019

CAREERS / PATHWAYS ADVISERS .....	Mrs K Farthing / Ms S Burggraaf / Mrs S Shefferd / Mr J McCreary
YEAR 12 DEANS 2018 → YEAR 13 2019.....	Ms E Stephen / Mr M Williams
YEAR 11 DEANS 2018 → YEAR 12 2019 .....	Mrs K Whyte / Mr J Buxton
YEAR 10 DEANS 2018 → YEAR 11 2019 .....	Mrs Y Burmester / Mr R Brown
YEAR 9 DEANS 2018 → YEAR 10 2019 .....	Ms S Boubee / Ms N Hawkes
YEAR 9 DEANS 2019 .....	Mr L Wilson / Mrs M Nicholson
ART .....	Miss S Smith
BUSINESS & ACCOUNTING / DIGITAL TECHNOLOGIES.....	Mrs N Poffley / Mr C Walker
DRAMA / PERFORMING ARTS TECHNOLOGIES / DANCE.....	Mrs M Rowe
ENGLISH .....	Mr D Shefferd
IFFS – INTERNATIONAL ENGLISH.....	Mr R Ballantyne
LANGUAGE – SPANISH.....	Mr L Wilson
MATHEMATICS.....	Mr J Ellwood
MEDIA STUDIES.....	Ms E Rombouts
MUSIC .....	Mr M Bodman
PHYSICAL EDUCATION & HEALTH .....	Mr J Davis
SCIENCE.....	Ms J Grattan
SOCIAL SCIENCE.....	Mr N Page
SPECIAL NEEDS.....	Mrs C Pillay
TECHNOLOGY HARD MATERIALS	
- [HARD MATERIALS, DVC (GRAPHICS) & ELECTRONICS] .....	Mr K Meyer
TECHNOLOGY SOFT MATERIALS	
- [FOOD, HOSPITALITY, FASHION & DESIGN & TEXTILES] .....	Mrs L May
TE REO MĀORI .....	Mr B Ketu
THE LEARNING CENTRE .....	Ms C Lander
NZQA LIAISON.....	Mr B R Farthing

*The full booklet is available  
on the school website*

Years 11 - 13 Key Dates for Term 3 2018	What is happening	What students have to do
<b>Week 2</b> <b>Wednesday 1 August</b> <b>3.30pm</b>	Deans meet with BRF, HODs & Careers/Pathways Staff to discuss process.	N/A
<b>Week 3 through to Week 7</b> <b>Monday 6 August –</b> <b>Wednesday 5 September</b>	Pathways Careers Staff available in the Library at lunchtimes on Monday, Thursday and Friday to answer questions from students.	Visit the Careers Staff in the library
<b>Week 3</b> <b>Monday 6 August</b>	<b>Monday 6 August – Friday 10 August</b> Extended Form Period Subject Selection focus for all Year 10, 11 and 12 students - Distribution of Subject Selection material.	Read all material and become familiar with it.
<b>Friday 10 August</b>	Periods 1 and 2 Rotary Careers Expo at the ASB Arena.	Year 12 students will attend.
<b>Week 4 – Week 6</b> <b>14 August – 31 August</b>	Teacher / Form Teacher / Deans / Careers Staff / Student discussions	Talk to Teachers / Deans & Career Staff
<b>Week 4</b>	Subject Selection focus to be highlighted by Principal at relevant Year Level Assemblies. Teachers will enter student choices (if they consider them eligible) into KAMAR, and sign off choice in students book. Students are only entered on an individual basis.	Attend assembly and listen carefully.
<b>Tuesday 14 August</b>	<b>Future Pathways Evening</b> at school in the PAC 3:45 -6pm with all HODs, Careers Staff and Outside Providers in attendance.	Students and Caregivers to attend.
<b>Tuesday 14 August</b>	Period 1 Year 10 assembly options explanation for Subject Selection.	Students attend and pay careful attention.
<b>Friday 17 August</b>	At lunchtime and Period 5 all HOD's will be in the library to sign students into courses whose current teacher cannot sign them in. HOD's have full access to all their Department courses for checking.	Go to the library at lunchtime Period 5 if classroom teacher cannot sign you in.
<b>Week 5</b>	Practice Exams	Do as well as you can.
<b>Week 6</b> <b>Thursday 30 August</b>	At lunchtime and Period 5 all HOD's will be in the library to sign students into courses whose current teacher cannot sign them in. HOD's to check their departments entries in global mark book. HOD's have full access to all their Department courses for checking.	Have you met the subject entry criteria? Go to the library at lunchtime Period 5 if you need to change / be signed in.
<b>Weeks 7 &amp; 8</b> <b>Monday 3 September</b> <b>Thursday 6 September</b>	Student Selection printed with course costs. Students take home subject selection sheets for parents / caregivers signatures. (A copy will also be emailed to every parent / caregiver). Students and parents / caregivers check correct number of subjects entered (delete or add if this not the case). All Year 10, 11 and 12 students return signed form to Form Teachers by end of Week 8 (14/09). Form Teachers, hand all forms to Deans.	Check with your Parents that your subjects are correct and return signed sheet to Form Teacher by Friday 14 September.
<b>Friday 14 September</b>		
<b>Week 9</b>	A Dean's day for checking each year level – 10, 11 and 12.	
<b>Week 10</b>	2019 staffing calculated to student numbers.	

- Any Year 11 - 13 timetable clashes will be phoned through to students by the Deans for a resolution. If an interview is required, this will be arranged by email with relevant Deans.

## TERM DATES 2019 (FOR STUDENTS)

<b>Term 1</b>	<b>Tuesday 29 January (Teacher Only Day) ➡ Friday 12 April</b>
<b>Term 2</b>	<b>Monday 29 April ➡ Friday 5 July</b>
<b>Term 3</b>	<b>Monday 22 July ➡ Friday 27 September</b>
<b>Term 4</b>	<b>Monday 14 October ➡ Friday 13 December</b>

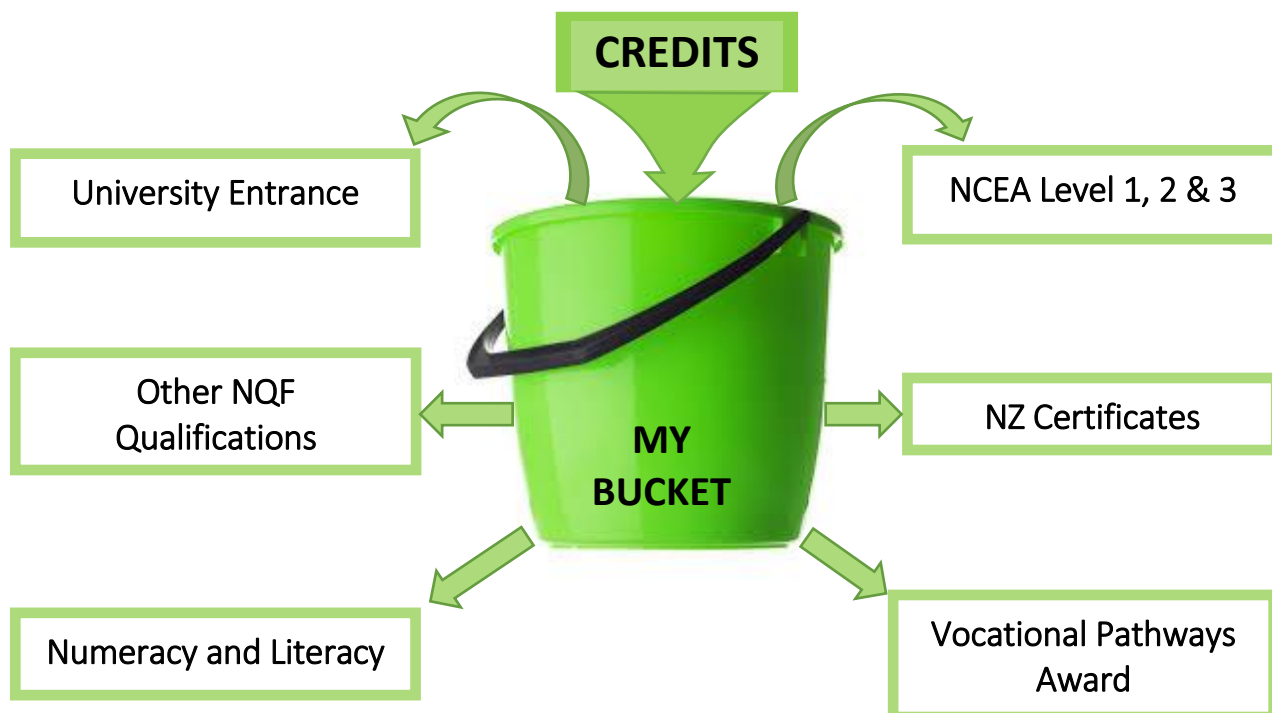
# SUBJECT PATHWAY

YEAR 9	YEAR 10	YEAR 11	YEAR 12	YEAR 13	
Art Visual (1 term)	Art Visual (1 year or 6 months)	Art Visual	Art Design Art Exploration Art History Art Photography	Art Design Art Painting Art History Art Photography	ART
	Business (6 months)	Business Management Accounting for Management	Business Management Accounting for Management	Business Management Accounting for Management	BUSINESS & ACCOUNTING / DIGITAL TECHNOLOGIES
Digital Business (1 term)	Digital Media (1 year or 6 months) Digital Science (1 year or 6 months)	Digital Media Digital Science Computing (Nat. Cert.) Office Computing (Nat. Cert.)	Digital Media Digital Science Computing (Nat. Cert.) Office Computing (Nat. Cert.)	Digital Media Digital Science Computing (Nat. Cert.) Office Computing (Nat. Cert.)	
		Employment Skills	Employment Skills Gateway Directions Early Childhood Studies Drivers Education	Employment Skills Gateway Directions Early Childhood Studies	CAREERS / PATHWAYS
Drama (1 term)	Drama (6 months) Dance (6 months)	Drama Dance Performing Arts Technologies	Drama Dance Performing Arts Technologies	Drama Dance Performing Arts Technologies	DRAMA / PERF. ARTS TECH. / DANCE
English	English	English English / Literacy English Supported Learning	English English / Literacy	English English Studies	ENGLISH
International English	International English	International English Curriculum Support			INTERNATIONAL ENGLISH – IFFS
International English	International English	International English Oral Communication			
International English	International English	International English Language Development	International English Academic Purposes	International English University Entrance	
Spanish (10 weeks)	Spanish	Spanish	Spanish	Spanish	LANGUAGE
Mathematics	Mathematics	Mathematics Mathematics Statistics Alternate Mathematics Numeracy /Math. Supported Learning	Mathematics Statistics Mathematics & Stat. / Statistics Alternate Mathematics	Stat. / Stat. & Prob. / Calculus Stat. / Stat. & Prob. Statistics	MATHS
		Media Studies	Media Studies	Media Studies	MEDIA STUDIES
Music (1 term)	Music (1 year or 6 months)	Music Music Contemporary	Music Music Contemporary	Music Making Music	MUSIC
Physical Education & Health	Physical Education & Health	Health Studies Outdoor Physical Education Sport Science	Health Studies Outdoor Education Practical Physical Education Sport Science	Health Studies Elite Sport Programme Outdoor Education Sport Education Sport Science	PHYSICAL EDUCATION & HEALTH
Science	Science	Science Horticulture	Earth & Space Science Biology Chemistry Marine Studies Horticulture (Practical) Physics	Earth & Space Science Biology Chemistry Marine Studies Physics	SCIENCE
Social Science	Social Science	Social Science Economics Geography History	Sociology Classical Studies Economics Geography History Tourism	Sociology Classical Studies Economics Geography History Tourism	SOCIAL SCIENCE
Materials Technology (1 term)	Tech. Metal (1 year or 6 months) Tech. Wood (1 year or 6 months)	Technology Metal Technology Wood	Technology Metal Technology Wood Automotive Studies	Product Develop. Design Metal Product Develop. Design Wood	TECHNOLOGY HARD MATERIALS
Graphics / DVC (1 term)	Graphics (DVC) (1 year or 6 months) Electronics (6 months)	Building & Allied Trades DVC (Graphics)* Electronics Mechanical Engineering	Building & Allied Trades DVC (Graphics)* Electronics Mechanical Engineering	Technical Skills DVC (Graphics)* Electronics	
Technology Food (1 term)	Technology Food (1 year or 6 months)	Technology Food	Technology Food	Technology Food	TECHNOLOGY SOFT MATERIALS
	Technology Soft Materials (Textiles) (1 year or 6 months)	Hospitality Technology Soft Materials (Textiles)	Hospitality Technology Soft Materials (Textiles)	Hospitality Technology Soft Materials (Textiles)	
			Fashion & Design	Fashion & Design	
Te Reo Māori (1 year or 6 months)	Te Reo Māori (1 year)	Te Reo Māori	Te Reo Māori	Te Reo Māori	TE AO MĀORI
Tikanga & Māori Performing Arts	Tikanga & Māori Performing Arts	Tikanga & Māori Performing Arts	Tikanga & Māori Performing Arts	Tikanga & Māori Performing Arts	
Te Ao Māori	Te Ao Māori	Te Ao Māori	Te Ao Māori	Te Ao Māori	
		Te Reo Rangatira	Te Reo Rangatira	Te Reo Rangatira	

Year 10 courses are full year, unless otherwise indicated. \*DVC = Design & Visual Communication (Graphics)

## USING CREDITS TO GAIN MORE THAN ONE QUALIFICATION

NCEA enables students to use their credits for more than one qualification. Credits come out of 'the bucket' to fulfil the requirements of any one NZ Certificate, but go back into the bucket to fulfil the requirements of any other NZ Certificate.



### Student Credits recorded in the Record of Learning

#### USING CREDITS

Credits can be used more than once.

Once gained, credits are recorded on a Student's Record of Learning.

When recorded on the Record of Learning, credits can be used to fulfil the requirements of any NZ Certificate.

For example:

A student may gain NCEA Level 1 – 80 credits in total.

AND

This student then gains NCEA Level 2 – 80 credits (20 of these credits from Level 1)

#### NZ CERTIFICATES

You may be able to work on NZ certificates as well as NCEA while at school.

This means you get credits towards NCEA and can work towards a NZ certificate at the same time.

Examples of NZ Certificates:

- NZ Certificate in Building and Construction and Allied Trades
- NZ Certificate in Business Administration and Computing L2
- NZ Certificate in Computing L2
- NZ Certificate in Employment Skills
- NZ Certificate in Hospitality L2
- NZ Certificate of Tourism & Travel
- NZ Certificate of Motor Engineering

## FUTURE PATHWAYS

### Further Education Achievements after School Entry Requirements

#### Certificate

Literacy  
(may be required)  
10 credits in Level 1 or 2  
5 credits in reading  
5 credits in writing

Numeracy  
10 Achievement credits in  
Level 1 Mathematics

Completed 3 or 4 years at  
secondary schooling

Some courses require NCEA  
Level 1 or a number of Level  
2 credits

#### Diploma

U. E. Literacy  
10 credits in Level 2 English  
5 credits in reading  
5 credits in writing

Numeracy  
10 Achievement credits in  
Level 1 Mathematics

Minimum of 48 credits at  
Level 2 (*or higher*) over four  
subjects

Generally no particular  
subject requirements - but  
there are a few  
exceptions

#### Degree

Literacy  
10 credits in L2 English  
5 credits in reading  
5 credits in writing

Numeracy  
10 Achievement credits in  
Level 1 Mathematics

Common University Entrance  
standard is the minimum  
requirement. See below:  
Some Degrees have higher  
requirements set.

### University Entrance Minimum Requirement

Level One  
Literacy  
Numeracy  
10 Achievement  
Credits  
in Maths

Level Two  
Literacy  
10 Credits in L2  
English/Te Reo  
5 reading credits  
5 writing credits

Level Three  
14 Credits in each of Three subjects from the  
University approved list of subjects.  
60 credits L3

The above is general entry only. Most universities now have specific entry requirements for many of their degrees. Please check the websites to make sure you have the correct subjects and entry requirements for your chosen area of study, or see the Pathways / Careers Staff.

## ACHIEVEMENT STANDARD ASSESSED SUBJECTS FROM THE NZQA UNIVERSITY APPROVED LIST – TAUGHT AT OTUMOETAI COLLEGE

<ul style="list-style-type: none"> <li>▪ Accounting</li> <li>▪ Agriculture &amp; Horticulture</li> <li>▪ Biology</li> <li>▪ Business Studies</li> <li>▪ Calculus</li> <li>▪ Chemistry</li> <li>▪ Classical Studies</li> <li>▪ Dance</li> <li>▪ Design (Practical Art)</li> <li>▪ Design &amp; Visual Communication (Graphics)</li> <li>▪ Digital Science</li> <li>▪ Digital Media</li> <li>▪ Drama</li> </ul>	<ul style="list-style-type: none"> <li>▪ Economics</li> <li>▪ Electronics</li> <li>▪ English</li> <li>▪ Fashion &amp; Design</li> <li>▪ Geography</li> <li>▪ Health Education</li> <li>▪ History</li> <li>▪ History of Art</li> <li>▪ Home Economics (Early Childhood Studies)</li> <li>▪ Mathematics</li> <li>▪ Media Studies</li> <li>▪ Music Studies</li> <li>▪ Outdoor Education</li> <li>▪ Painting (Practical Art)</li> </ul>	<ul style="list-style-type: none"> <li>▪ Photography (Practical Art)</li> <li>▪ Physical Education (Sport Science)</li> <li>▪ Physics</li> <li>▪ Printmaking (Practical Art)</li> <li>▪ Science</li> <li>▪ Sculpture (Practical Art)</li> <li>▪ Social Studies (Sociology)</li> <li>▪ Spanish</li> <li>▪ Statistics</li> <li>▪ Technical Skills</li> <li>▪ Technology: Metal, Wood, Food &amp; Soft Materials (Textiles)</li> <li>▪ Te Reo Maori</li> </ul>
---	---	---

## DOMAIN LIST / UNIT STANDARD ASSESSED SUBJECTS TAUGHT AT OTUMOETAI COLLEGE

<ul style="list-style-type: none"> <li>▪ Automotive Studies</li> <li>▪ Building &amp; Allied Trades</li> <li>▪ Computing</li> <li>▪ Driver Education</li> <li>▪ Early Childhood Studies</li> </ul>	<ul style="list-style-type: none"> <li>▪ Employment Skills</li> <li>▪ Gateway / Directions</li> <li>▪ Horticulture</li> <li>▪ Hospitality</li> <li>▪ International English (IFFS)</li> </ul>	<ul style="list-style-type: none"> <li>▪ Mechanical Engineering</li> <li>▪ Performing Arts Technologies</li> <li>▪ Sociology</li> <li>▪ Sport Education</li> <li>▪ Tourism</li> </ul>
--	--	---

**Staff will not assess standards outside classroom programmes**

## CONSIDERATIONS IN CHOOSING SUBJECTS:

### **Compulsory Requirements of NCEA:**

e.g.: Literacy / Numeracy / Credit Total

### **Costs:**

Check out the cost requirements for subjects

### **Future Pathway:**

Does the course lead to my future pathway?  
or  
If unsure, be broad enough to allow flexibility

### **Time out of class:**

Check the requirement for time out of school for the subject.  
Can you afford the time out?

### **Extending:**

Is the course appropriate for your needs?  
Does the course extend you?  
(don't be lazy)

### **Interest:**

Does the course allow for my talents skills and interests?

## PATHWAY SERVICES AVAILABLE



- Personal interviews regarding subject / career selection
- Career Planning
- Goal Setting
- Liaison with Tertiary Providers – Universities / Polytechs are here 2-3 times per year in K8
- Scholarships / Student Allowances
- Referrals to local ITOs (industry providers)
- Interview / CV help
- Polytech "Student for a Day"
- Visits to Open Days where appropriate
- Gateway
- Trades Academies
- Work Experience

## HELPFUL CAREER WEBSITES FOR INFORMATION

### Careers

[www.careers.govt.nz](http://www.careers.govt.nz)  
[www.tearaway.co.nz](http://www.tearaway.co.nz)  
[www.yourcareerguide.co.nz](http://www.yourcareerguide.co.nz)  
[www.skills.org.nz](http://www.skills.org.nz)  
[www.youthguarantee.net.nz](http://www.youthguarantee.net.nz)  
Scholarship Database – [apps.generosity.org.nz](http://apps.generosity.org.nz)

### Employment

[www.careerjet.co.nz](http://www.careerjet.co.nz)  
[www.seek.co.nz](http://www.seek.co.nz)  
[nz.indeed.com](http://nz.indeed.com)  
[www.jobseeker.co.nz](http://www.jobseeker.co.nz)  
[www.futureintech.org.nz](http://www.futureintech.org.nz)  
[www.healthcareers.org.nz](http://www.healthcareers.org.nz)  
[www.realme.govt.nz](http://www.realme.govt.nz)

# OTUMOETAI COLLEGE PATHWAYS TO EMPLOYMENT

## Gateway

Gateway is a work based programme where students are placed in a suitable workplace in the industry area of their choice.

Gateway helps students get a realistic view of the industry they are interested in and complete credits associated with the programme.

A placement is a minimum of one day a week for 8/10 weeks.

Students must apply for the programme and are interviewed to check suitability.

## Taratahi Agricultural Academy

Taratahi Agricultural Academy is a free option for students who are interested in the agricultural area.

The program is very practical, and students usually spend a day a week on farms. All written and practical work goes towards NCEA credits.

Students apply to be on this programme (see Pathways).

Students need to be motivated, responsible, committed and have excellent attendance.

Please see Pathways / Careers Advisors if interested.

## Taratahi Equine Academy

Taratahi Equine Academy is a free option for students who are interested in the equine industry. Some knowledge of horses is desirable.

The program is highly practical (students are out of school 1 day a week). All written and practical work goes towards NCEA credits. Students apply to be on this programme (see Pathways).

Students need to be motivated, responsible, committed and have excellent attendance.

Please see Pathways / Careers Advisors if interested.

## Apprenticeships

Although there are no defined prerequisites, each industry or business will have specific entry requirements.

NCEA Level 2 is generally the most common educational requirement. Literacy and Numeracy are expected.

To find out more go to [www.modern-apprenticeships.govt.nz](http://www.modern-apprenticeships.govt.nz) or call 0800 427 773.

## Employment

The College is able to help students with entering the workforce through brokering work placements. It also offers interview and CV help.

Additionally, the Employment Skills classes are designed to help students learn about the work environment and be work ready. Students where appropriate will be offered work experience.

### Employment Skills

Employment Skills classes provide students with a tool kit towards the 'World of Work' and helps them planning for their future.

Students take part in activities and units of work that lead them toward future employment.

Work Experience may be an option for selected students.

### Trades Academies Level 2 and Level 3 (Toi Ohomai)

Trades Academy is another free option for students to start on their career while still at school.

**Level 2** programmes see students spend one day a week at Toi Ohomai (BOP Polytechnic) working on a Tertiary Certificate e.g.: Construction Skills, Café Operations, Early Childhood Studies, Business Administration, Automotive Studies and Mechanical Engineering. Otumoetai College uses the Academy for students who are able to benefit from the programme.

All written and practical work goes towards NCEA credits.

**Level 3** programmes see students spend two days a week at at Toi Ohomai (BOP Polytechnic). This is worked with a special in school programme which may include work experience. All written and practical work goes towards NCEA credits. Students apply to be on this programme (see Pathways) students need to be responsible, motivated, mature and regularly attend school. Please see the Pathways / Careers Advisers if you have any questions.

### Drivers Education

Drivers Education provides for a selected group of students (at no cost to them or parents) to study and sit their Learners Licence. This is an essential for many jobs/apprenticeships. Once gained, students move onto the practical side of driving. Tuition is provided by top Tauranga driving instructors in their cars (no cost). This course (full time as a subject) and all written and practical work goes towards NCEA e.g. First Aid.

Depending on availability, students may also be able to attend Toi Ohomai (BOP Polytechnic) for a drivers based programme. Students need to be 16 or nearly 16. Must see Pathways / Careers to be considered for this course.

### Alternative Education Options

Tauranga has a number of alternative Education providers. These providers are outside of school. Each one has many specialities and can provide students with opportunities to gain NCEA Level 1 and Level 2.

Alternative Education Options within Tauranga include:

Employment Plus

Employ NZ

Pacific Coast Academy

Salvation Army

Please see the Deans or Pathways / Careers Staff if you have any questions.

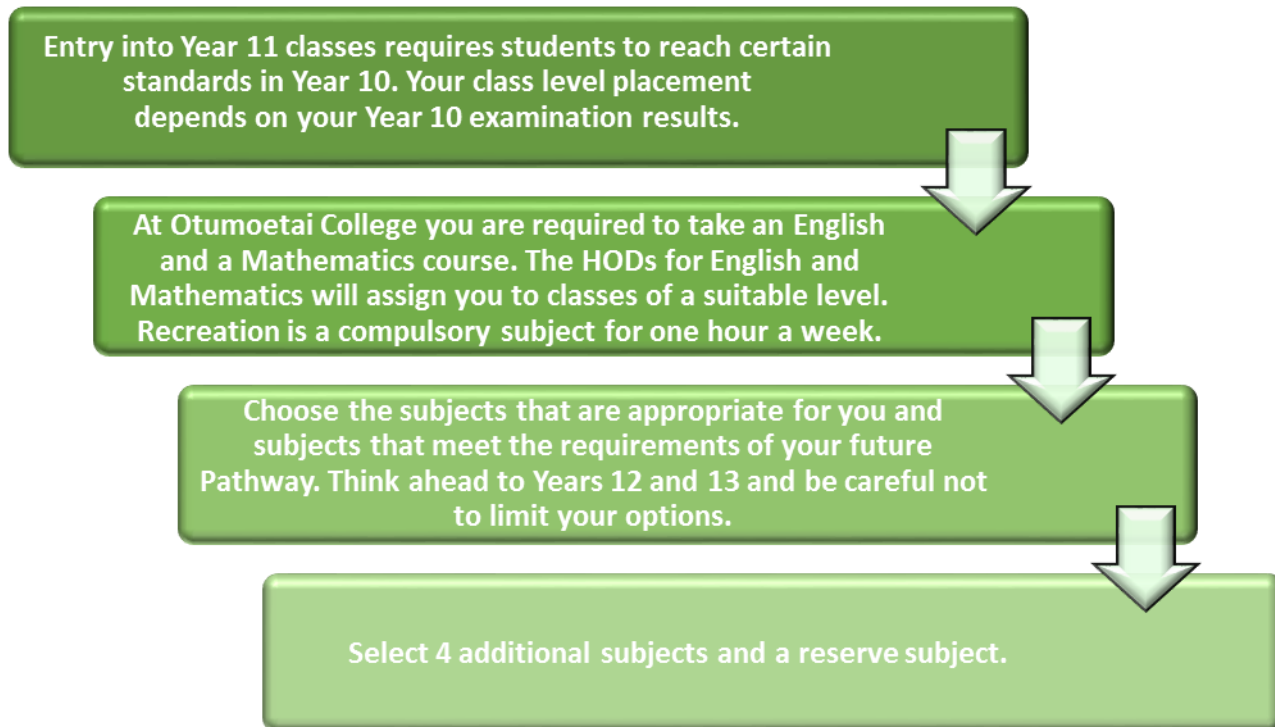
**If you are interested in any of these Pathways please have a discussion with the Careers / Pathways Department (brochures available). (More indepth information is available at the Future Pathways Evening.**

**START YOUR PLANNING HERE:**

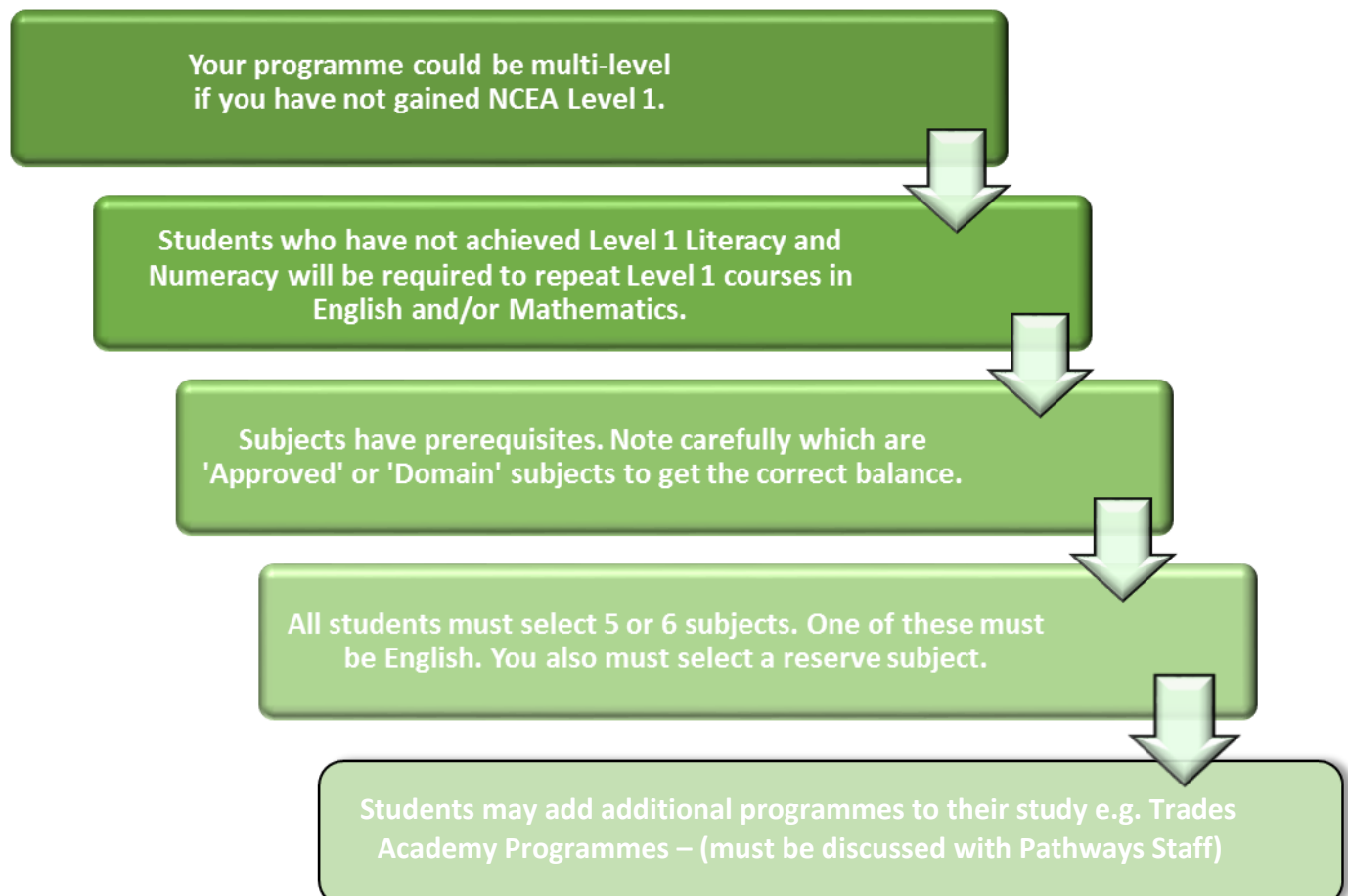
[illegible]

## PLANNING YOUR COURSE OF STUDY

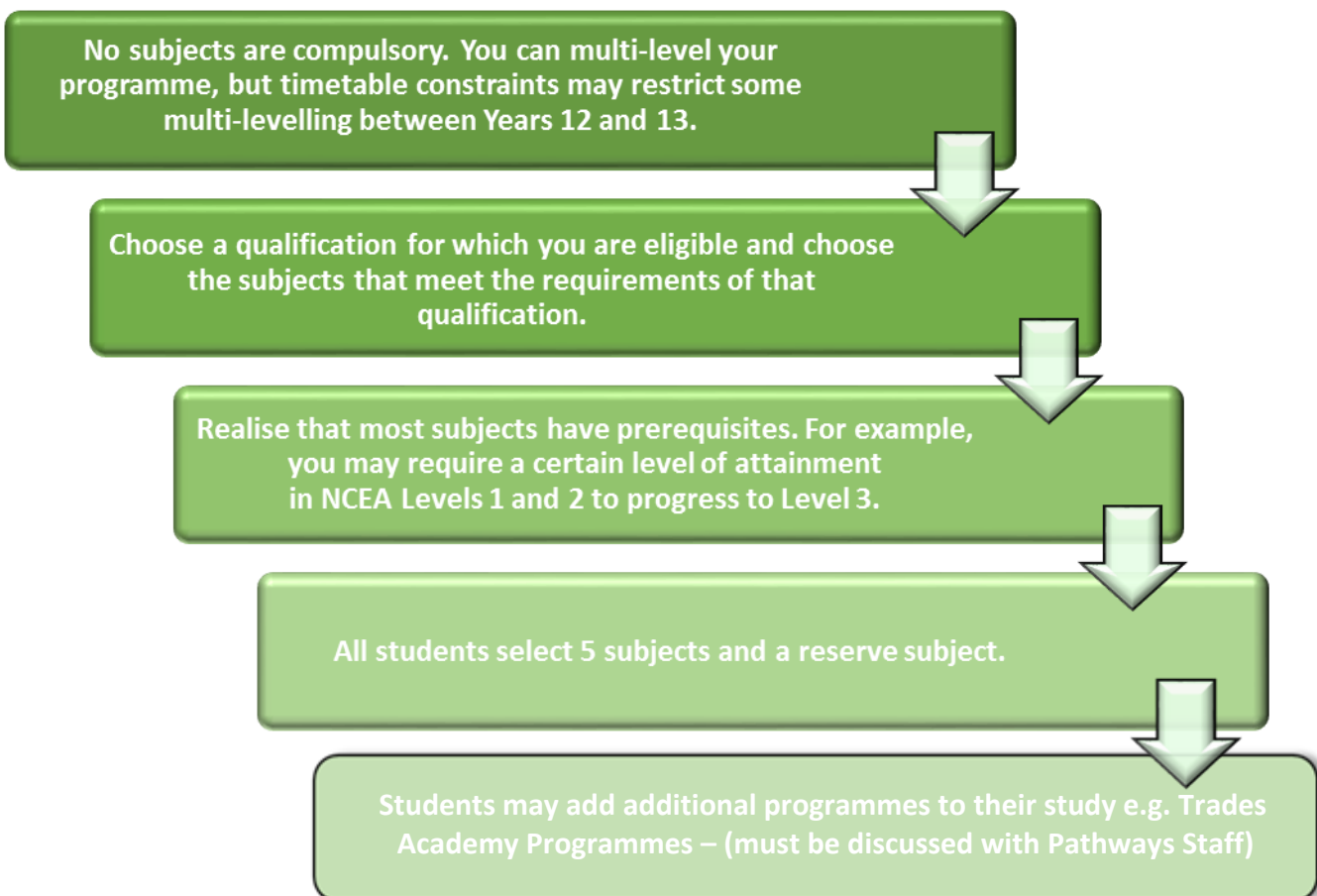
### Students in Year 11 – 2019



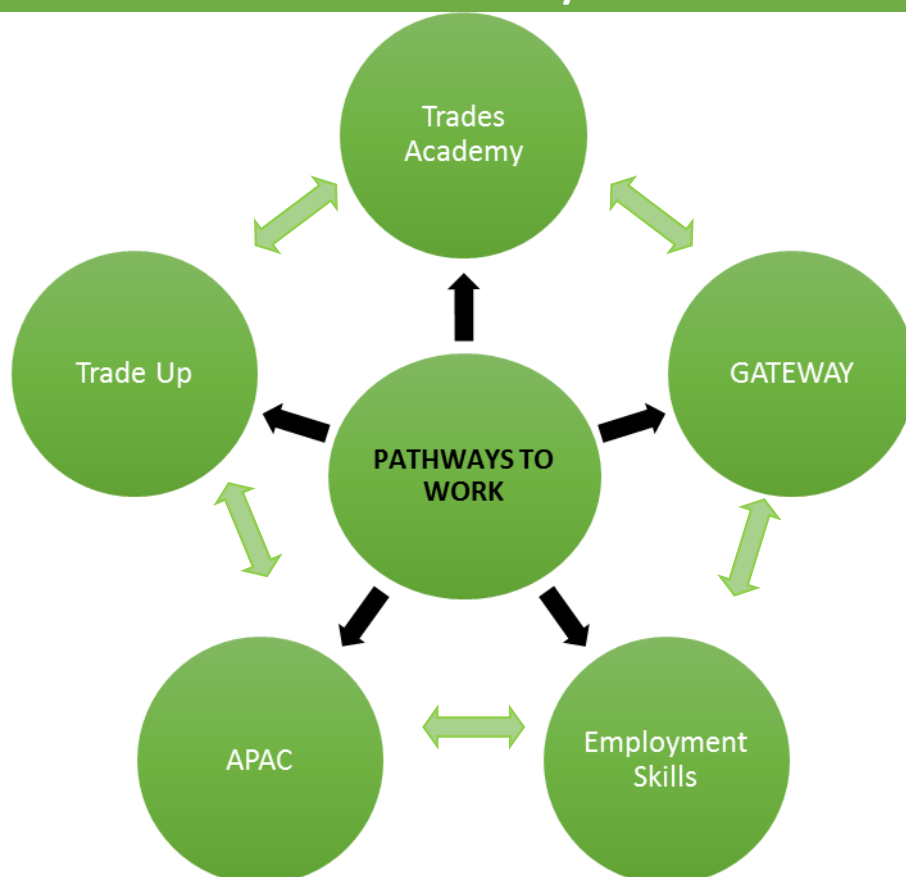
### Students in Year 12 – 2019



## Students in Year 13 – 2019



## OPTIONS FOR SENIOR STUDENTS AIMING TOWARDS WORK / APPRENTICESHIPS



## CHOOSING YOUR SUBJECTS

### WHAT DO I NEED TO DO?

I have  
done this  
✓

Form  
Teacher  
Check  
✓



<b>Step 1</b>	On your "Planning Here" sheet <b>list</b> : <ul style="list-style-type: none"> <li>Subjects you enjoy studying</li> <li>Subjects you achieve well in</li> </ul>		
---------------	---	--	--



<b>Step 2</b>	<b>Ask</b> your subject teachers: <ul style="list-style-type: none"> <li>Do they recommend you continue with the subject?</li> <li>Can you meet the prerequisites or entry requirements?</li> </ul>		
---------------	---	--	--



<b>Step 3</b>	<b>Discuss</b> your choices with your Parents/Caregivers and Careers / Pathways Staff. <ul style="list-style-type: none"> <li>What are the costs involved?</li> </ul>		
---------------	---	--	--



<b>Step 4</b>	<b>Check Subject Pathway page:</b> Do your subjects lead to further choices? <ul style="list-style-type: none"> <li>Can you gain entry to the subject you choose?</li> </ul>		
---------------	---	--	--



<b>Step 5</b>	<b>Check:</b> <ul style="list-style-type: none"> <li>Do your subject choices open up or close down possible career choices for you?</li> </ul>		
---------------	--	--	--



<b>Step 6</b>	<b>Check:</b> If you are planning to go to University or a Polytechnic: <ul style="list-style-type: none"> <li>Do your subjects mean you have the right background to apply for the course you might like to study?</li> </ul>		
---------------	---	--	--



<b>Step 7</b>	<b>Check:</b> <ul style="list-style-type: none"> <li>Choose for you – not what your friends are doing</li> <li>Talk to those that know e.g. Deans / Careers / Parents</li> </ul> <b>Attend Future Pathways Evening on Tuesday 14 August 3:45-6pm</b>		
---------------	--	--	--



<b>Step 8</b>	<b>Fill</b> in all parts of the Subject Choice Form and get it checked by your Form Teacher by <b>Wednesday 5 September 2018</b> . <i>Make sure you get it in on time to ensure you have the best chance of getting the courses you want to take.</i>		
---------------	--	--	--

Always keep checking [www.careers.govt.nz](http://www.careers.govt.nz) e.g.: subject matcher

# Art

	Pathway to Work Certificate	Pathway to Polytechnic / Apprenticeship Diploma	Pathway to University Degree
			Scholarship Exam
			↑
<b>Level 3</b> Suggested year for study Year 13	Art Design (L3ADES) Art Photography (L3APHO)	Art Design (L3ADES) Art Photography (L3APHO) Art Painting (L3APAI)	Art Design (L3ADES) Art Photography (L3APHO) Art Painting (L3APAI) Art History (L3ARHI)
	↑	↑	↑
<b>Level 2</b> Suggested year for study Year 12	Art Design (L2ADES) Art Photography (L2APHO)	Art Design (L2ADES) Art Photography (L2APHO) Art Exploration (L2AREX)	Art Design (L2ADES) Art Photography (L2APHO) Art Exploration (L2AREX) Art History (L2ARHI)
	↑	↑	↑
<b>Level 1</b> Suggested year for study Year 11	Art Visual (L1ARTV)	Art Visual (L1ARTV)	Art Visual (L1ARTV)

# Business & Accounting / Digital Technologies

	Pathway to Work <i>Certificate</i>	Pathway to Polytechnic / Apprenticeship <i>Diploma</i>	Pathway to University <i>Degree</i>
			Scholarship Exam (Accounting Only)
			↑
<b>Level 3</b> Suggested year for study Year 13	Computing (L3COMP) (New Zealand Certificate in Computing - User Fundamentals Level 2)	Accounting for Management (L3ACCM)  Business Management (L3BUSM)  Computing (L3COMP) (New Zealand Certificate in Computing - User Fundamentals Level 2)  Digital Media (L3DIME)	Accounting for Management (L3ACCM)  Business Management (L3BUSM)  Digital Media (L3DIME)  Digital Science (L3DISC)
	↑	↑	↑
<b>Level 2</b> Suggested year for study Year 12	Computing (L2COMP) (New Zealand Certificate in Computing - User Fundamentals Level 2)	Accounting for Management (L2ACCM)  Business Management (L2BUSM)  Computing (L2COMP) (New Zealand Certificate in Computing - User Fundamentals Level 2)  Digital Media (L2DIME) Digital Science (L2DISC)	Accounting for Management (L2ACCM)  Business Management (L2BUSM)  Digital Media (L2DIME)  Digital Science (L2DISC)
	↑	↑	↑
<b>Level 1</b> Suggested year for study Year 11	Computing (L1COMP)	Accounting for Management (L1ACCM)  Business Management (L1BUSM)  Computing (L1COMP)  Digital Media (L1DIME) Digital Science (L1DISC)	Accounting for Management (L1ACCM)  Business Management (L1BUSM)  Digital Media (L1DIME) Digital Science (L1DISC)

# Careers / Pathways

	Pathway to Work <i>Certificate</i>	Pathway to Polytechnic Apprenticeship <i>Diploma</i>	Pathway to University <i>Degree</i>
	<p>Toi Ohomai Trades Academy L2/L3 (not a class)</p> <p>Taratahi Agricultural Course (not a class)</p> <p>Taratahi Equine Course (not a class)</p> <p>APAC (not a class)</p>	<p>Toi Ohomai Trades Academy L2/L3 (not a class)</p> <p>Taratahi Agricultural Course (not a class)</p> <p>Taratahi Equine Course (not a class)</p> <p>APAC (not a class)</p>	<p>Toi Ohomai Trades Academy (not a class)</p>
			↑
<b>Level 3</b> Suggested year for study Year 13	<p>Gateway (L3GATE)</p> <p>Directions</p> <p>Employment Skills (L3EMPS)</p>	<p>Gateway (L3GATE)</p> <p>Directions</p> <p>Home Economics / Early Childhood Studies (L3ECHS)</p>	<p>Gateway (L3GATE)</p> <p>Home Economics / Early Childhood Studies (L3ECHS)</p>
	↑	↑	↑
<b>Level 2</b> Suggested year for study Year 12	<p>Employment Skills (L2EMPS)</p> <p>Gateway (L2GATE)</p> <p>Directions</p> <p>Drivers Education (L2EDDR)</p>	<p>Employment Skills (L2EMPS)</p> <p>Gateway (L2GATE)</p> <p>Directions</p> <p>Drivers Education (L2EDDR)</p> <p>Early Childhood Studies (L2ECHS)</p>	<p>Gateway (L2GATE)</p> <p>Early Childhood Studies (L2ECHS)</p>
	↑	↑	
<b>Level 1</b> Suggested year for study Year 11	<p>Employment Skills (L1EMPS)</p>	<p>Employment Skills (L1EMPS)</p>	

# Drama / Performing Arts Technologies / Dance

	Pathway to Work Certificate	Pathway to Polytechnic / Apprenticeship Diploma	Pathway to University Degree
			Scholarship Exam
			↑
<b>Level 3</b> Suggested year for study Year 13	Drama (L3DRAM)  Dance (L3DANC)  Performing Arts Technologies (L3PART)	Drama (L3DRAM)  Dance (L3DANC)  Performing Arts Technologies (L3PART)	Drama (L3DRAM)  Dance (L3DANC)
	↑	↑	↑
<b>Level 2</b> Suggested year for study Year 12	Drama (L2DRAM)  Dance (L2DANC)  Performing Arts Technologies (L2PART)	Drama (L2DRAM)  Dance (L2DANC)  Performing Arts Technologies (L2PART)	Drama (L2DRAM)  Dance (L2DANCE)
	↑	↑	↑
<b>Level 1</b> Suggested year for study Year 11	Drama (L1DRAM)  Dance (L1DANC)  Performing Arts Technologies (L1PART)	Drama (L1DRAM)  Dance (L1DANC)  Performing Arts Technologies (L1PART)	Drama (L1DRAM)  Dance (L1DANC)

# English

	Pathway to Work <i>Certificate</i>	Pathway to Polytechnic / Apprenticeship <i>Diploma</i>	Pathway to University <i>Degree</i>
			Scholarship Exam
			↑
<b>Level 3</b> Suggested year for study Year 13	English (L23ES)	English (L3ENGB) English Studies (L23ES)	English (L3ENGA) English (L3ENGB)
	↑	↑	↑
<b>Level 2</b> Suggested year for study Year 12	English Literacy (L2ENLB)	English (L2ENGB)	English (L2ENGA) English (L2ENGB)
	↑	↑	↑
<b>Level 1</b> Suggested year for study Year 11	English Literacy (L1ENLA) English Supported Learning (L1ENSL)	English (L1ENGB)	English (L1ENGA) English (L1ENGB)

## IFFS – International English

	Pathway to Work <i>Certificate</i>	Pathway to Polytechnic / Apprenticeship <i>Diploma</i>	Pathway to University <i>Degree</i>
<b>Level 3</b> Suggested year for study Year 13			International English University Entrance (IEUE)
	↑	↑	↑
<b>Level 2</b> Suggested year for study Year 12			International English Academic Purposes (IEAP)
	↑	↑	↑
<b>Level 1</b> Suggested year for study Year 11	International English Oral Communication (IEOC)  International English Curriculum Support (IECS)	International English Oral Communication (IEOC)  International English Curriculum Support (IECS)	International English Language Development (IELD)  International English Oral Communication (IEOC)  International English Curriculum Support (IECS)

## Language – Spanish

	Pathway to Work <i>Certificate</i>	Pathway to Polytechnic / Apprenticeship <i>Diploma</i>	Pathway to University <i>Degree</i>
			Scholarship Exam
			↑
<b>Level 3</b> Suggested year for study Year 13	Spanish (L3SPAN)	Spanish (L3SPAN)	Spanish (L3SPAN)
	↑	↑	↑
<b>Level 2</b> Suggested year for study Year 12	Spanish (L2SPAN)	Spanish (L2SPAN)	Spanish (L2SPAN)
	↑	↑	↑
<b>Level 1</b> Suggested year for study Year 11	Spanish (L1SPAN)	Spanish (L1SPAN)	Spanish (L1SPAN)

# Mathematics

	Pathway to Work Certificate		Pathway to Polytechnic / Apprenticeship Diploma	Pathway to University Degree	
				Scholarship Exam	
				↑	
<b>Level 3</b> Suggested year for study Year 13			Statistics (L3STATB)	Calculus (L3CALC)  Statistics & Probability (L3STAT A)  <i>Advanced Learner Students complete one or both of these courses over two years</i>	Calculus (L3CALC)  Statistics & Probability (L3STAT A)  Statistics (L3STATB)
	↑		↑	↑	
<b>Level 2</b> Suggested year for study Year 12	Alternate Mathematics (L2MALT) (Year Three)	Mathematics & Statistics (L2MATS) (Year Two)	Statistics (L2STAT) Mathematics & Statistics (L2MATS)	Advanced Learner Mathematics (L2MAALA)	Statistics (L2STAT) (only leads to L3STAT) Mathematics (L2MATH)
	↑		↑	↑	
<b>Level 1</b> Suggested year for study Year 11	Statistics (L1STAT) (Year One)  Numeracy (L1MANU) (Year One)  Alternate Mathematics (L1MALT) (Year Two)  Mathematics Supported Learning (L1MASL)	Statistics (L1STAT) (Year One)	Statistics (L1STAT)  Mathematics (L1MATH)	Advanced Learner Students are not assessed to NCEA Level 1 in Year 11	Statistics (L1STAT) (only leads to L2STAT) Mathematics (L1MATH)

# Media Studies

	Pathway to Work <i>Certificate</i>	Pathway to Polytechnic / Apprenticeship <i>Diploma</i>	Pathway to University <i>Degree</i>
			Scholarship Exam
			↑
<b>Level 3</b> Suggested year for study Year 13			Media Studies (L3MEST)
	↑	↑	↑
<b>Level 2</b> Suggested year for study Year 12		Media Studies (L2MEST)	Media Studies (L2MEST)
	↑	↑	↑
<b>Level 1</b> Suggested year for study Year 11		Media Studies (L1MEST)	Media Studies (L1MEST)

# Music

	Pathway to Work <i>Certificate</i>	Pathway to Polytechnic / Apprenticeship <i>Diploma</i>	Pathway to University <i>Degree</i>
			Scholarship Exam
			↑
<b>Level 3</b> Suggested year for study Year 13		Making Music (L3MUMM)	Music (L3MUSC)  Making Music (L3MUMM)
	↑	↑	↑
<b>Level 2</b> Suggested year for study Year 12	Music Contemporary (L2MUCN)	Music Contemporary (L2MUCN)	Music (L2MUSC)  Music Contemporary (L2MUCN)
	↑	↑	↑
<b>Level 1</b> Suggested year for study Year 11	Music Contemporary (L1MUCN)	Music Contemporary (L1MUCN)	Music (L1MUSC)  Music Contemporary (L1MUCN)

# Physical Education & Health

	Pathway to Work Certificate	Pathway to Polytechnic / Apprenticeship Diploma	Pathway to University Degree
			Scholarship Exam Physical Education
			↑
<b>Level 3</b> Suggested year for study Year 13	Elite Sports Programme	Sport Science (L3SPSC)  Outdoor Education (L3OEAS)  Health Studies (L3HEST)  Sport Education (L3SPED)  Elite Sports Programme	Sport Science (L3SPSC)  Outdoor Education (L3OEAS)  Health Studies (L3HEST)
	↑	↑	↑
<b>Level 2</b> Suggested year for study Year 12	Health Studies (L2HEST)  Practical Physical Education (L2PRPE)	Sport Science (L2SPSC)  Outdoor Education (L2OEAS)  Health Studies (L2HEST)	Sport Science (L2SPSC)  Outdoor Education (L2OEAS)  Health Studies (L2HEST)
	↑	↑	↑
<b>Level 1</b> Suggested year for study Year 11	Outdoor Physical Education (L1OEPE)	Sport Science (L1SPSC)  Outdoor Physical Education (L1OEPE)  Health Studies (L1HEST)	Sport Science (L1SPSC)  Outdoor Physical Education (L1OEPE)  Health Studies (L1HEST)

# Science

	Pathway to Work Certificate	Pathway to Polytechnic / Apprenticeship Diploma	Pathway to University Degree
			Scholarship Exam ↑
<b>Level 3</b> Suggested year for study Year 13	Earth & Space Science (L3ESS)	Earth & Space Science (L3ESS)	Biology (L3BIOL)  Chemistry (L3CHEM)  Physics (L3PHYS)  Earth & Space Science (L3ESS)
	↑	↑	↑
<b>Level 2</b> Suggested year for study Year 12	Horticulture (L2HORT)  Marine Studies (L2MAST)  Earth & Space Science (L2ESS)	Biology (L2BIOL)  Chemistry (L2CHEM)  Physics (L2PHYS)  Horticulture (L2HORT)  Marine Studies (L2MAST)  Earth & Space Science (L2ESS)	Biology (L2BIOL)  Chemistry (L2CHEM)  Physics (L2PHYS)  Horticulture (L2HORT)  Marine Studies (L2MAST)  Earth & Space Science (L2ESS)
	↑	↑	↑
<b>Level 1</b> Suggested year for study Year 11	Horticulture (L1HORT)  Science (L1SCIE)	Horticulture (L1HORT)  Science (L1SCIE)	Science (L1SCIE)

# Social Science

	Pathway to Work <i>Certificate</i>	Pathway to Polytechnic / Apprenticeship <i>Diploma</i>	Pathway to University <i>Degree</i>
			Scholarship Exam
			↑
<b>Level 3</b> Suggested year for study Year 13	Tourism (L3TOUR)	Tourism (L3TOUR)  Sociology (L3SOCI)	Classical Studies (L3CLST)  Economics (L3ECON)  Geography (L3GEOG)  History (L3HIST)  Sociology (L3SOCI)
	↑	↑	↑
<b>Level 2</b> Suggested year for study Year 12	Tourism (L2TOUR)	Classical Studies (L2CLST)  Economics (L2ECON)  Geography (L2GEOG)  History (L2HIST)  Sociology (L2SOCI)  Tourism (L2TOUR)	Classical Studies (L2CLST)  Economics (L2ECON)  Geography (L2GEOG)  History (L2HIST)  Sociology (L2SOCI)
	↑	↑	↑
<b>Level 1</b> Suggested year for study Year 11	Social Science (L1SOSC)	Economics (L1ECON)  Geography (L1GEOG)  History (L1HIST)  Social Science (L1SOSC)	Economics (L1ECON)  Geography (L1GEOG)  History (L1HIST)

# Technology Hard Materials

## [Hard Materials, DVC (Graphics) & Electronics]

	Pathway to Work Certificate	Pathway to Polytechnic / Apprenticeship Diploma	Pathway to University Degree
			Scholarship Exam
			↑
<b>Level 3</b> Suggested year for study Year 13	Technical Skills (L3TESK)	Electronics (L3ELEC) Design & Visual Communication (Graphics) (L3GRAP) Product Development Design Metal (L3PROM) Product Development Design Wood (L3PROW) Technical Skills (L3TESK)	Electronics (L3ELEC) Design & Visual Communication (Graphics) (L3GRAP) Product Development Design Metal (L3PROM) Product Development Design Wood (L3PROW)
	↑	↑	↑
<b>Level 2</b> Suggested year for study Year 12	Automotive Studies (L2AUTO) Building & Allied Trades (L2BUIL) Mechanical Engineering (L2TMEG)	Electronics (L2ELEC) Design & Visual Communication (Graphics) (L2GRAP) Technology Metal (L2TEML) Technology Wood (L2TEWD) Automotive Studies (L2AUTO) Building & Allied Trades (L2BUIL) Mechanical Engineering (L2TMEG)	Electronics (L2ELEC) Design & Visual Communication (Graphics) (L2GRAP) Technology Metal (L2TEML) Technology Wood (L2TEWD)
	↑	↑	↑
<b>Level 1</b> Suggested year for study Year 11	Building & Allied Trades (L1BUIL) Mechanical Engineering (L1TMEG)	Electronics (L1ELEC) Design & Visual Communication (Graphics) (L1GRAP) Technology Metal (L1TEML) Technology Wood (L1TEWD)	Electronics (L1ELEC) Design & Visual Communication (Graphics) (L1GRAP) Technology Metal (L1TEML) Technology Wood (L1TEWD)

# Technology Soft Materials

## [Food, Hospitality, Fashion & Design & Textiles]

	Pathway to Work <i>Certificate</i>	Pathway to Polytechnic / Apprenticeship <i>Diploma</i>	Pathway to University <i>Degree</i>
			Scholarship Report
			↑
<b>Level 3</b> Suggested year for study Year 13	Hospitalsity (L3HOSP)	Technology Food (L3TEFT)  Technology Soft Materials (Textiles) (L3TESM)  Fashion & Design (L3FADN)  Hospitalsity (L3HOSP)	Technology Food (L3TEFT)  Technology Soft Materials (Textiles) (L3TESM)  Fashion & Design (L3FADN)
	↑	↑	↑
<b>Level 2</b> Suggested year for study Year 12	Hospitalsity (L2HOSPA) Hospitalsity (L2HOSPB)	Technology Food (L2TEFT)  Technology Soft Materials (Textiles) (L2TESM)  Fashion & Design (L2FADN)  Hospitalsity (L2HOSPA) Hospitalsity (L2HOSPB)	Technology Food (L2TEFT)  Technology Soft Materials (Textiles) (L2TESM)  Fashion & Design (L2FADN)
	↑	↑	↑
<b>Level 1</b> Suggested year for study Year 11	Hospitalsity (L1HOSP)	Technology Food (L1TEFT)  Technology Soft Materials (Textiles) (L1TESM)  Hospitalsity (L1HOSP)	Technology Food (L1TEFT)  Technology Soft Materials (Textiles) (L1TESM)

# Te Reo Māori

	Pathway to Work <i>Certificate</i>	Pathway to Polytechnic / Apprenticeship <i>Diploma</i>	Pathway to University <i>Degree</i>
			Scholarship Exam
			↑
<b>Level 3</b> Suggested year for study Year 13	Te Reo Rangatira (L3MAOR)  Te Reo Māori (L3MAOR)  Tikanga & Māori Performing Arts (L3TMPA)  Te Ao Māori (L3TEAO)	Te Reo Rangatira (L3MAOR)  Te Reo Māori (L3MAOR)  Tikanga & Māori Performing Arts (L3TMPA)  Te Ao Māori (L3TEAO)	Te Reo Rangatira (L3MAOR)  Te Reo Māori (L3MAOR)  Tikanga & Māori Performing Arts (L3TMPA)  Te Ao Māori (L3TEAO)
	↑	↑	↑
<b>Level 2</b> Suggested year for study Year 12	Te Reo Rangatira (L2MAOR)  Te Reo Māori (L2MAOR)  Tikanga & Māori Performing Arts (L2TMPA)  Te Ao Māori (L2TEAO)	Te Reo Rangatira (L2MAOR)  Te Reo Māori (L2MAOR)  Tikanga & Māori Performing Arts (L2TMPA)  Te Ao Māori (L2TEAO)	Te Reo Rangatira (L2MAOR)  Te Reo Māori (L2MAOR)  Tikanga & Māori Performing Arts (L2TMPA)  Te Ao Māori (L2TEAO)
	↑	↑	↑
<b>Level 1</b> Suggested year for study Year 11	Te Reo Rangatira (L1MAOR)  Te Reo Māori (L1MAOR)  Tikanga & Māori Performing Arts (L1TMPA)  Te Ao Māori (L1TEAO)	Te Reo Rangatira (L1MAOR)  Te Reo Māori (L1MAOR)  Tikanga & Māori Performing Arts (L1TMPA)  Te Ao Māori (L1TEAO)	Te Reo Rangatira (L1MAOR)  Te Reo Māori (L1MAOR)  Tikanga & Māori Performing Arts (L1TMPA)  Te Ao Māori (L1TEAO)

## NOW START YOUR PLANNING

### Here is an example:

To help with subject selection you need to complete this chart, in consultation with your parents and teachers. It is worth the time and effort to get your subject selection right, so please visit [www.careers.govt.nz](http://www.careers.govt.nz) to help with your research.

When I leave school I hope to?		
↓	↓	↓
Get a job / apprenticeship immediately	Do a Diploma or Certificate at Polytechnic or some other training (Apprenticeship)	Do a Degree at University or Polytechnic
↓	↓	↓
Doing: <i>Apprenticeship</i> <i>eg Building, Plumbing, ECE, Tourism etc</i>	The training will possibly be in: <i>Diploma in Engineering</i> <i>Design</i> <i>Primary Teaching</i>	The degree will possibly be in: <i>Medical Degree</i> <i>Law Degree</i>
↓	↓	↓
<i>Example only</i>		<i>Example only</i>
For this, I will need at <b>Level 1</b> :	For this, I will need at <b>Level 1</b> :	For this, I will need at <b>Level 1</b> :
1. 11 English – all courses	1. 11 English – all courses	1. 11 English – all courses
2. 11 Mathematics all courses	2. 11 Mathematics all courses	2. 11 Mathematics all courses
3. <i>Science</i>	3. <i>Science</i>	3. <i>History</i>
4. <i>A Technology</i>	4. <i>DVC (Graphics)</i>	4. <i>Science</i>
5. <i>Physical Education</i>	5. <i>Geography</i>	5. <i>Spanish</i>
6. <i>Social Science / EMPS</i>	6. <i>Business</i>	6. <i>Accounting</i>
↓	↓	↓
So, at <b>Level 2</b> , I need:	So, at <b>Level 2</b> , I need:	So, at <b>Level 2</b> , I need:
1. 12 English – all courses	1. 12 English – all courses	1. 12 English – all courses
2. <i>Computing</i>	2. <i>Mathematics</i>	2. <i>Mathematics</i>
3. <i>Automotive / ECE</i>	3. <i>DVC (Graphics)</i>	3. <i>Chemistry</i>
4. <i>Building / Hospitality</i>	4. <i>Outdoor Education</i>	4. <i>Physics</i>
5. <i>Outdoor Education</i>	5. <i>Science</i>	5. <i>Biology</i>
6. <i>Gateway</i>	6. <i>Technology Metal</i>	6. <i>History</i>
↓	↓	↓
So, at <b>Level 3</b> I need:	So, at <b>Level 3</b> I need:	So, at <b>Level 3</b> , I need:
1. <i>English Studies</i>	1. <i>Statistics</i>	1. <i>Chemistry</i>
2. <i>Tourism</i>	2. <i>Geography</i>	2. <i>Physics</i>
3. <i>Outdoor Education</i>	3. <i>Health / ECE</i>	3. <i>Calculus</i>
4. <i>Gateway</i>	4. <i>Business</i>	4. <i>Statistics</i>
5. <i>Technical Skills / Hospo</i>	5. <i>Product Design</i>	5. <i>History</i>

Have you checked recent Degree, Diploma, Certificate, Apprenticeship requirements with Careers / Pathways Staff?

Check out: [www.careers.govt.nz](http://www.careers.govt.nz)

# NOW START YOUR PLANNING

## MY EXAMPLE

To help with subject selection you need to complete this chart, in consultation with your parents and teachers. It is worth the time and effort to get your subject selection right so please visit [www.careers.govt.nz](http://www.careers.govt.nz) to help with your research.

### When I leave school I hope to?

↓	↓	↓
Get a job / apprenticeship immediately <input type="checkbox"/>	Do a Diploma or Certificate at Polytechnic or some other training (Apprenticeship) <input type="checkbox"/>	Do a Degree at University or Polytechnic <input type="checkbox"/>
↓	↓	↓
Doing: _____ _____ _____	The training will possibly be in: _____ _____ _____	The degree will possibly be in: _____ _____ _____
↓	↓	↓
For this, I will need at <b>Level 1</b> : 1. 11 English – all courses 2. 11 Mathematics all courses 3. _____ 4. _____ 5. _____ 6. _____	For this, I will need at <b>Level 1</b> : 1. 11 English – all courses 2. 11 Mathematics all courses 3. _____ 4. _____ 5. _____ 6. _____	For this, I will need at <b>Level 1</b> : 1. 11 English – all courses 2. 11 Mathematics all courses 3. _____ 4. _____ 5. _____ 6. _____
↓	↓	↓
So, at <b>Level 2</b> , I need: 1. 12 English – all courses 2. _____ 3. _____ 4. _____ 5. _____ 6. _____	So, at <b>Level 2</b> , I need: 1. 12 English – all courses 2. _____ 3. _____ 4. _____ 5. _____ 6. _____	So, at <b>Level 2</b> , I need: 1. 12 English – all courses 2. _____ 3. _____ 4. _____ 5. _____ 6. _____
↓	↓	↓
So, at <b>Level 3</b> I need: 1. _____ 2. _____ 3. _____ 4. _____ 5. _____	So, at <b>Level 3</b> , I need: 1. _____ 2. _____ 3. _____ 4. _____ 5. _____	So, at <b>Level 3</b> , I need: 1. _____ 2. _____ 3. _____ 4. _____ 5. _____

Have you checked recent Degree, Diploma, Certificate, Apprenticeship requirements with Careers / Pathways Staff?

Check out: [www.careers.govt.nz](http://www.careers.govt.nz)

## SELECTING AND CHECKING MY SUBJECTS


### Level 3 – Year 13 Students

My Year 13 Choices	1	2	3	4	5	6
	<i>Will I meet the prerequisites?</i>	<i>Will I meet the prerequisites?</i>	<i>Will I meet the prerequisites?</i>	<i>Will I meet the prerequisites?</i>	<i>Will I meet the prerequisites?</i>	<i>Will I meet the prerequisites?</i>
	YES/NO	YES/NO	YES/NO	YES/NO	YES/NO	YES/NO

1. Year 13 students study **five** subjects.
2. Most Level 3 subjects have prerequisites which must be met before the subject can be taken. There are no compulsory subjects. You must meet the prerequisites or seek HOD approval, this is not negotiable.
3. Year 13 students may undertake a multilevel course with subjects at Level 1, Level 2 or Level 3 based on ability and meeting prerequisites.

**Please note:** For University at least 3 Achievement Standard subjects **MUST** be selected. Preferably all five subjects should be subjects that are assessed to Achievement Standards.

Questions I have?



## RECORD OF SUBJECTS SELECTED FOR 2019

SUBJECTS SELECTED (5 for Year 13)	SUBJECT CODE	ADMISSION TEACHER'S SIGNATURE	CRITERIA THAT HAS TO BE REACHED

**NOTES:**